

Tetsudo.link (mod for saving your rides)

One of the missing features of JRETS is the fact that it doesn't record our game data.

To remedy this, a Japanese developer has created the [Tetsudo.link](#) website and software. It's a little program you install and run before playing JRETS, which records your game data so you can see your position live on a map and save your game info. The only drawback is that the site is in Japanese. So here's a short guide on how to use it.

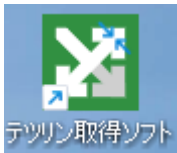
Installation

Go to the [download page](#) and click on the button at the bottom of the page.

取得ソフトのバージョン: v1.0.7
更新日: 2024年12月30日



ダウンロード

Start the installation program, click twice on “☐ (N)>” (Next). Then select “☐ ” (Yes) to create a desktop icon and continue clicking “☐ (N)>” (Next). During installation, the user account control may appear. Click “Yes”. Once installed, click on “☐ (C)” (Close). The tetsudo.link icon will now be available on your desktop.



Launch the program and the main window appears. It contains a text field, a checkbox and 2 buttons:

- The text field will allow you to paste your unique key “ ”.
- The checkbox “☐ ” indicates to launch the game at tetsudo.link startup, if checked.

- The first button “ ” connects the application to your tetsudo.link account.
- The second button “ ” open the tetsudo.link login/account page.

Click on the second button. This will open your browser to the tetsudo.link login page. Click on the Steam button to log in (and create your account) via Steam.



Once logged in, you'll be taken to your tetsudo.link settings page.

アカウント



Cracrayol

名前を公開しないようにする ☐


Steam名の代わりに偽名を使う ☐

取得キー

アカウントの削除

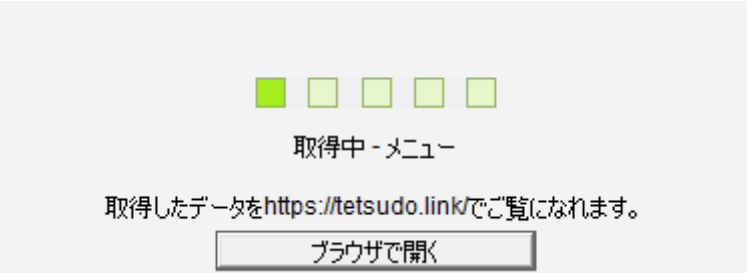
In order, here's what this screen does:

- ☐ checkbox: If checked, hides your name
- Steam ☐ checkbox: If checked, allows you to specify a nickname (to be entered in the field below) instead of your Steam name.
- button: Save settings
- button: Generates a new key
- button: Copy key to clipboard
- field: Your unique key
- button: Delete your account
- button: Log out



Copy your key and return to the application. Paste the key, check the box and then click on the “ ” button. The configuration is saved and the game starts.

Usage

Once configured, the application is very simple to use: just launch it and... that's it. It will automatically launch JRETS and remain in the background.




The “” button opens tetsudo.link. The “” (Soft) menu contains 2 items:

-  : About
-  : Settings (just for disable JRETS autostart)

Once in the game, just play as normal. However, if you display the tetsudo.link site at the same time (on a second screen), you'll be able to see, once a game has been launched, your progress appear on the site's home page. Just click on it to display your position on a map.



Once you've logged into your account on the site, a “” (Log) button is available in the top left-hand corner. It gives you access to the history of games recorded on tetsudo.link.

Cracrayol マイ・ログ

キロ走った	駅停車した	平均停車誤差	平均到着時間差	気に入った路線
255.6km	52回	±197cm	±10.9秒	東海道貨物線
— 今月 —				
1月8日	5329M 普通	大系線	南小谷行き (信濃大可～南神城)	
1月8日	kai3092M 回送	東海道貨物線	小田原行き (根府川～小田原)	
1月8日	3092M 特急湘南22号	東海道貨物線	新宿行き (小田原～新宿)	

At the top you will find the following information:

- Total distance covered
- Total number of stops
- Average station stop distance
- Average arrival time at station
- Preferred route

When you click on a line in the table, you get the details of the section.

<< 戻る

2025年1月8日の記録

運転士: Cracrayol

大系線 5329M (普通) 南小谷行き

区間<松本～南大町>を拡大する

	10:12:30	信濃常盤	
	10:16:30	南大町	
現06:46	10:26:15	信濃大町	
現06:49	10:29:15 -14s	北大町	-19cm
現06:53	10:33:00 -15s	信濃木崎	-1cm
現06:56	10:36:30 -13s	稲尾	-253cm
現06:59	10:39:15	海ノ口	-15cm
現07:04	10:44:15 +36s	築場	-92cm
現07:12	10:55:30 -32s	南神城	-296cm
	10:59:15	神城	
	11:02:15	飯森	

区間<神城～南小谷>を拡大する

公開する

この記録をシェアする

コピー

<https://tetsudo.link/log/gIAQwLUzhgEtmlqvsNot1fz1IrynQCQK>

At the top, we have the date, the player and the line played.

Below is the route taken. Each line gives the following information:

- Actual time (in UTC+9/JST time zone)
- In-game time of arrival (or an arrow if no stop)
- the player's time difference from the scheduled time
- Station name
- Player's distance from stop position

At the bottom of the page, the “公開” (or “非公開”) button is used to make the result public (or private). Once public, the link on the right takes you to the page (the “コピー” button allows you to copy the link). For example:

<https://tetsudo.link/log/1dTSBtiN0O4kp3IUYOBwaUd02aT3PteO>

Other informations

As this program has been developed by a third party, a JRETS update may render it inoperative. You will then have to wait for the release of a new version of the software and install it before you can use it again.

What's more, when new routes are added to the game, it may take several days before they can be used in tetsudo.link.

Révision #2

Créé 23 janvier 2025 23:19:20 par cracrayol

Mis à jour 24 janvier 2025 00:13:12 par cracrayol