

185 series



(Par MaedaAkihiko - [CC0](#))

Introducing









The 185 series (Japanese: 185系) is a type of electric multiple unit (EMU) train operated by the East Japan Railway Company (JR East) primarily on medium-distance limited express services centered on Tokyo. Starting in August 2024, two sets will operate as special limited express trains. This is the last train manufactured by JNR before its privatization.

The class is broadly divided into two variants: the 185-0 series intended for use in southwestern Tokyo, and the 185-200 series intended for use primarily in northern Tokyo.

Note: This train is only available as a DLC.

([Wikipedia](#))

- The pressure dial ER (Equalizing reservoir - Black needle) / MR (Main reservoir - Red needle)
- The pressure dial BP (Brake pipe - Black needle) / BC (Brake cylinder - Red needle)
- The speedometer
- Door light and pocket watch
- A pressure dial (to be determined!)
- Input line voltage: 1.6kV
- Output voltage: 110V

-  : Direct brake
-  : Three-phase
- 1 / 2 / 3 / 4: On when the motors are active
- ATS: On
- (to be determined!)
- Snow-adapted brake (     )
- (to be determined!)



On the far right (hidden by default) is the MON screen (See [MON/TIMS/INTEROS Screen](#) page for details) and the ATS-P panel.

Special driving features

This train has 2 driving modes: a "realistic" mode and a "simplified" mode. The simplified mode allows you to manage the train like a 2-lever train (like the 211 series).

In realistic mode, there are 2 possibilities to brake the train:

- Via automatic air brakes (like on the KiHa 54): You must hold "." to increase the pressure applied to the brakes (and therefore the braking force), and hold "," to reduce the pressure.
- Via direct compressed air brakes: Use "L" to increase the braking level (up to 8 levels) and "K" to reduce the braking level.

In addition to these 2 modes, the "M" key allows you to reset the brake level to 0 and "/" allows you to apply the emergency brake.

Availability

This model is available on these lines:

- [Tokaido line](#)

- Tokaido freight line
 - Takasaki line
 - Utsunomiya line
-

Révision #2

Créé 3 mars 2025 15:36:59 par cracrayol

Mis à jour 3 mars 2025 15:41:26 par cracrayol